

BURSA



LOCATION



BURSA, 4TH LARGEST CITY OF TÜRKİYE, IS LOCATED AT THE NORTHWEST OF THE COUNTRY, NESTLED AT THE NORTHWESTERN FOOTHILLS OF MOUNT ULUDAĞ AND NEAR THE SOUTHEASTERN COAST OF THE MARMARA SEA.

LOCATION



At the Heart of Three Major Cities

- 1.5 HOURS TO İSTANBUL BY ROAD OR SEA
- 4 HOURS TO ANKARA BY ROAD
- 3 HOURS TO İZMİR BY ROAD



POPULATION

CITY	POPULATION ARRIVING VIA MIGRATION
Bursa	1,564,774
Erzurum	155,318
Muş	108,964
Samsun	94,540
Artvin	69,962
Balıkesir	58,052
Trabzon	53,245
Ağrı	46,874
Diyarbakır	45,086
Giresun	42,753
TOTAL	3,181,362

FOREIGN STUDENTS

NATIONALITY	# of Students
Republic of Azerbaijan	781
Syrian Arab Republic	725
Republic of Bulgaria	502
Republic of Indonesia	382
Republic of Kazakhstan	271
Islamic Republic of Iran	232
Kingdom of Morocco	224
Turkmenistan	207
Islamic Republic of Afghanistan	206
TOTAL	6,264

Source: Turkish Statistical Institute (TÜİK)

Source: Turkish Statistical Institute (TÜİK)



Honorary Consulates

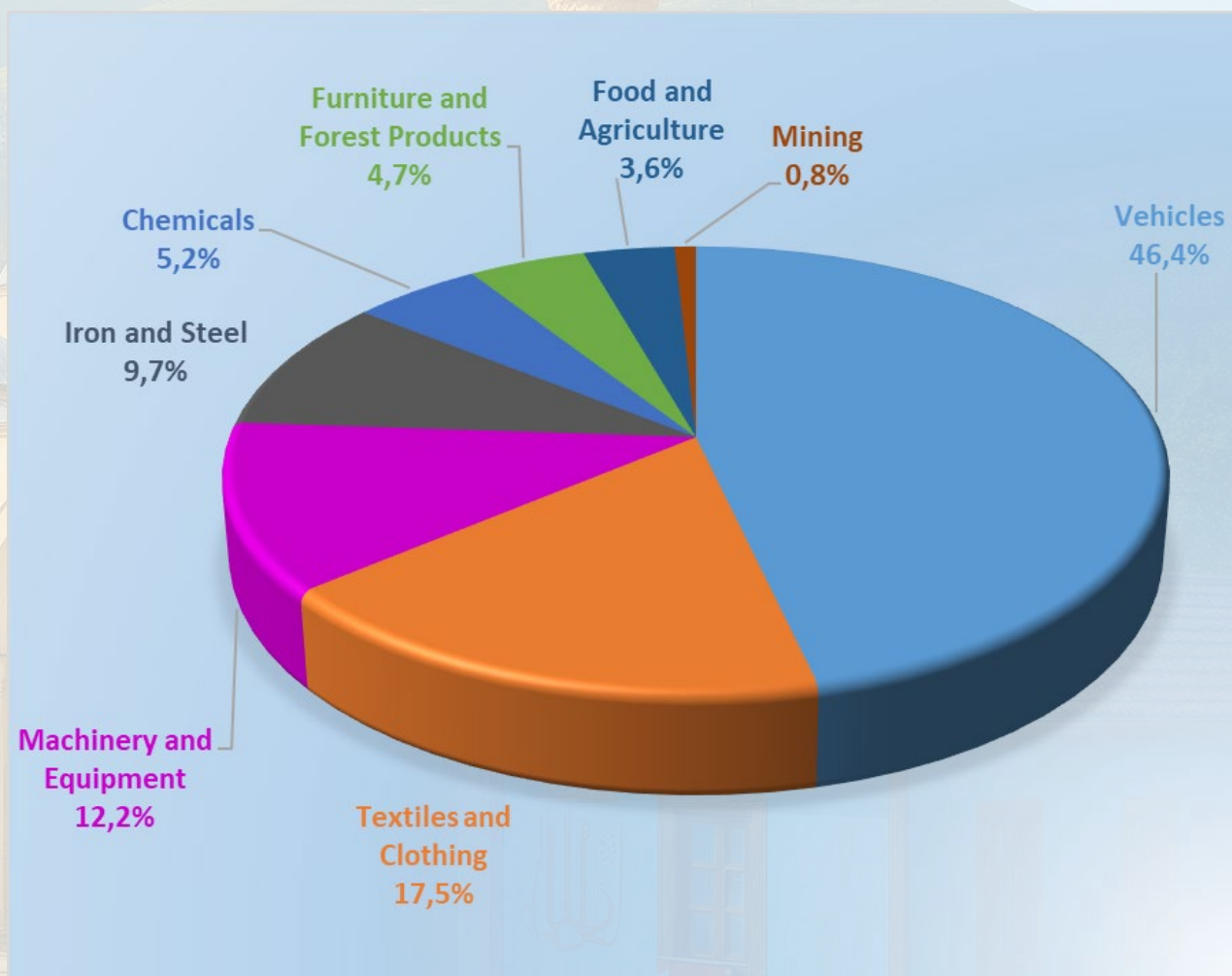
GERMANY	IVORY COAST	KOSOVO	UZBEKISTAN
AUSTRIA	FINLAND	NORTH MACEDONIA	PAKISTAN
BELARUS	FRANCE	LATVIA	POLAND
BELGIUM	UNITED KINGDOM	LITHUANIA	SERBIA
CHINA	ITALY	MALAYSIA	SLOVAKIA
DOMINICAN REPUBLIC	KAZAKHSTAN	MOLDOVA	SRI LANKA
ESTONIA	KYRGYZSTAN	NIGER	UKRAINE

SISTER CITIES

CITY	COUNTRY	CITY	COUNTRY
DARMSTADT	GERMANY	TIRANA	ALBANIA
SARAJEVO	BOSNIA & HERZEGOVINA	KOSICE	SLOVAKIA
OULU	FINLAND	VINNITSA	UKRAINE
KAIROUAN	TUNISIA	BAHÇESARAY	CRIMEA
NICOSIA	TRNC	PRISTINA	KOSOVO
ANSHAN	CHINA	MESTANI	BULGARIA
BITOLA/MANASTIR	MACEDONIA	MOGILEV	BELARUS
ÇADIR LUNGA	MOLDOVA	AL-KHALIL	PALESTINE
KYZILORDA	KAZAKHSTAN	VELIKO TARNOVO	BULGARIA
MASCARA	ALGERIA	GALKAYO	SOMALIA
KULMBACH	GERMANY	NOVI PAZAR	SERBIA
PLOVIE (PLOVDIV)	BULGARIA	NINGBO	CHINA
PLEVNE	BULGARIA		

EXPORT

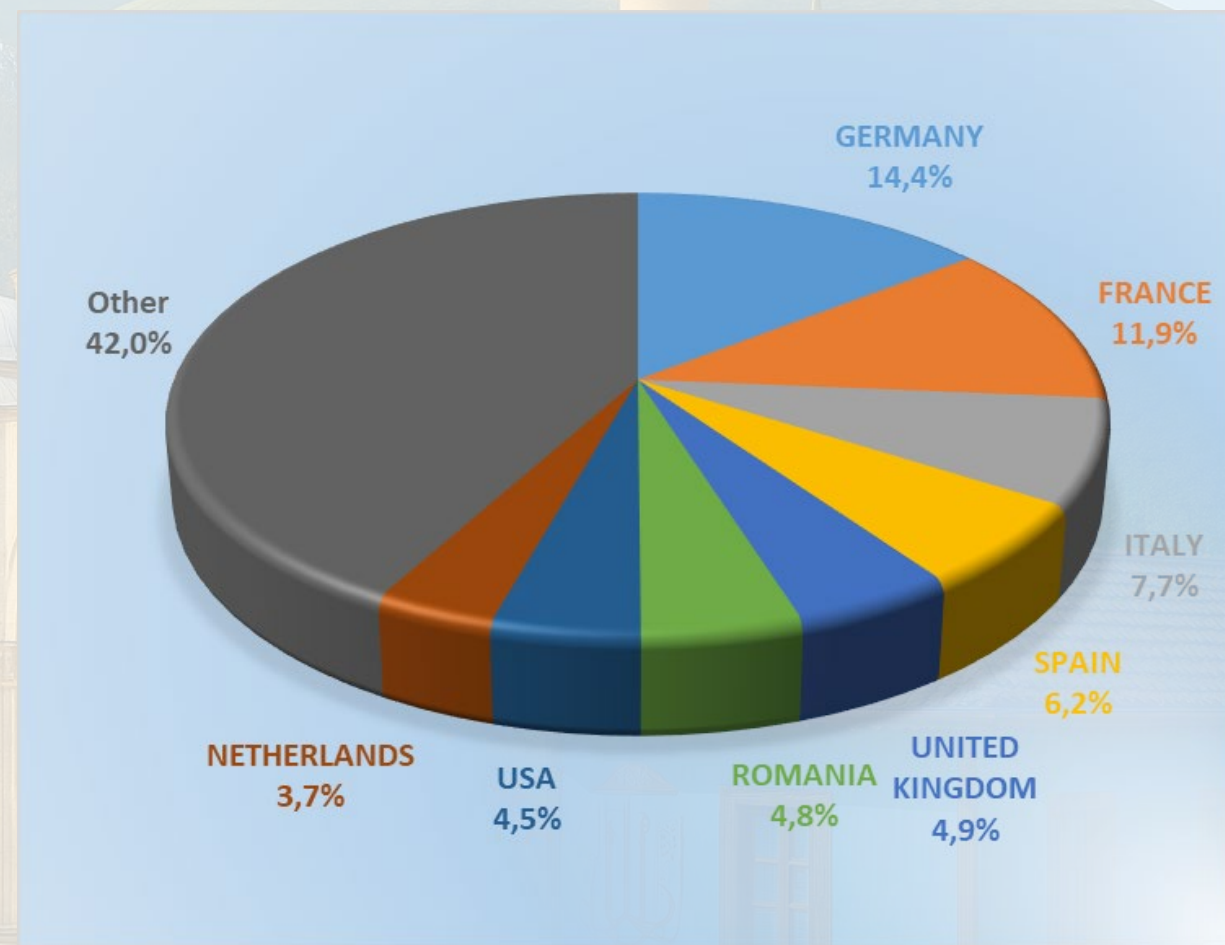
Sector	Export (Thousand \$)	Share
Vehicles	7,745,187	46%
Textile and Clothing	2,929,106	18%
Machinery and Equipment	2,031,648	12%
Iron and Steel	1,612,969	10%
Chemicals	861,849	5%
Furniture and Forest Products	777,961	5%
Food and Agriculture	601,928	4%
Mining	141,556	1%
Total	16,702,204	



Source: TIM

EXPORT

COUNTRY	İhracat (bin \$)	Pay
GERMANY	2,406,263	14,4%
FRANCE	1,994,058	11,9%
ITALY	1,285,443	7,7%
SPAIN	1,031,996	6,2%
UNITED KINGDOM	814,151	4,9%
ROMANIA	806,504	4,8%
USA	746,948	4,5%
NETHERLANDS	611,082	3,7%
OTHER	7,009,420	42,0%
TOTAL	16,705,864	



Source: TİM

FOREIGN DIRECT INVESTMENTS



More than 1,100 foreign-capital companies operate in Bursa.



Country	# of Companies
Syria	186
Germany	167
France	69
Italy	53
Iran	44
Other	586

Source: Ministry of Industry and Technology, 2022





FOREIGN CITIZENS

Country	RESIDENCE/OFFICE
Kuwait	1,798
Russian Federation	454
Iraq	222
Bulgaria	189
Azerbaijan	166
Saudi Arabia	153
Kazakhstan	145
Greece	140
Egypt	139
Jordan	138
OTHER	1,787
TOTAL	5,331

TOURISM IN BURSA

Accommodation Facility

# of Facilities	# of Rooms	# of Beds
534	14,884	31,004

Winter Tourism Accommodation Facility

# of Facilities	# of Rooms	# of Beds
28	2,206	4,912

GASTRONOMY FACILITIES

# OF FACILITIES	CAPACITY
26	4,893

TOURISM AGENCY

409

TOURISM OF BURSA WITH NUMBERS

ACCOMMODATION STATISTICS

YEAR	# of Entrance			# of Overnight Stays			Occupancy Rate	Average Stay Duration
	Domestic	International	Total	Domestic	International	Total		
2014	1,006,828	329,094	1,335,922	1,704,433	700,344	2,404,777	37.91	1.81
2015	1,132,338	312,716	1,445,054	1,910,381	656,928	2,567,309	40.98	1.78
2016	1,137,989	214,010	1,351,999	1,929,215	475,326	2,404,541	36.36	1.78
2017	1,233,163	314,075	1,547,238	2,150,802	690,072	2,840,874	41.60	1.85
2018	1,254,888	370,387	1,625,275	2,151,301	774,831	2,926,132	44.02	1.81
2019	1,249,433	397,798	1,647,231	2,167,228	826,037	2,993,265	44.11	1.81
2020	748,124	114,595	862,719	1,311,676	247,511	1,559,187	28.01	1.82
2021	1,186,943	220,056	1,406,999	2,217,074	514,543	2,731,617	37.75	1.95
2022	967,538	359,003	1,326,541	1,733,257	810,664	2,543,921	46.82	1.92
2023	1,048,148	320,015	1,368,163	1,816,781	657,005	2,473,786	37.68	1.81
2024	1,330,486	368,017	1,698,503	2,231,835	692,745	2,924,580	36.77	1.72

TOURISM OF BURSA WITH NUMBERS

ACCOMMODATION STATISTICS

Number of Visitors



Overnight Stay



TOURISM OF BURSA WITH NUMBERS (2021)

	# of Arrlval	Overnight Stay	Average Stay Duration
DOMESTIC	860,522	1,511,470	1.76
FOREIGN	170,640	404,023	2.37
TOTAL	1,031,162	1,915,493	1.86

NO	COUNTRY	# of Arrlval	Overnight Stay	Average Stay Duration
1	Kuwait	36,699	112,437	3.06
2	Germany	8,794	21,461	2.44
3	Russian Fed.	6,119	14,375	2.35
4	Iraq	5,811	11,366	1.96
5	United States	4,959	10,166	2.05
6	Syria	4,774	9,224	1.93
7	United Arab Emirates	4,628	10,533	2.28
8	Jordan	4,587	9,641	2.10
9	Qatar	4,548	10,123	2.23
10	Indonesia	4,304	5,574	1.30

TOURISM OF BURSA WITH NUMBERS (2022)

	# of Arrlval	Overnight Stay	Average Stay Duration
DOMESTIC	967,538	1,733,257	1.79
FOREIGN	359,003	810,664	2.26
TOTAL	1,326,541	2,543,921	1.92

NO	COUNTRY	# of Arrlval	Overnight Stay	Average Stay Duration
1	Kuwait	66,263	218,290	3.29
2	Indonesia	38,026	41,986	1.10
3	Saudi Arabia	22,736	52,606	2.31
4	Malaysia	15,712	18,189	1.16
5	Germany	13,579	35,462	2.61
6	Russian Fed.	10,076	24,468	2.43
7	Bulgarla	9,841	16,388	1.67
8	United Arab Emirates	9,253	22,923	2.48
9	Oman	8,016	18,219	2.27
10	Unlted States of America	7,736	16,304	2.11

TOURISM OF BURSA WITH NUMBERS (2023)

	# of Arrlval	Overnight Stay	Average Stay Duration
DOMESTIC	1,048,148	1,816,781	1.73
FOREIGN	320,015	657,005	2.05
TOTAL	1,368,163	2,473,786	1.81

NO	COUNTRY	# of Arrlval	Overnight Stay	Average Stay Duration
1	Indonesia	44,424	46.949	1,06
2	Kuwait	40,800	136.256	3,34
3	Saudi Arabia	30,131	66.775	2,22
4	Malaysia	17,465	19.968	1,14
5	Germany	14.954	35.784	2,39
6	Bulgaria	10.335	17.881	1,73
7	Russian Fed.	9.518	21.335	2,24
8	United States of America	7.520	14.740	1,96
9	United Arab Emirates	5.668	13.357	2,36
10	France	5.496	11.491	2,09

TOURISM OF BURSA WITH NUMBERS (2024)

	# of Arrlval	Overnight Stay	Average Stay Duration
DOMESTIC	1,330,486	2,231,835	1.68
FOREIGN	368,017	692,745	1.88
TOTAL	1,698,503	2,924,580	1.72

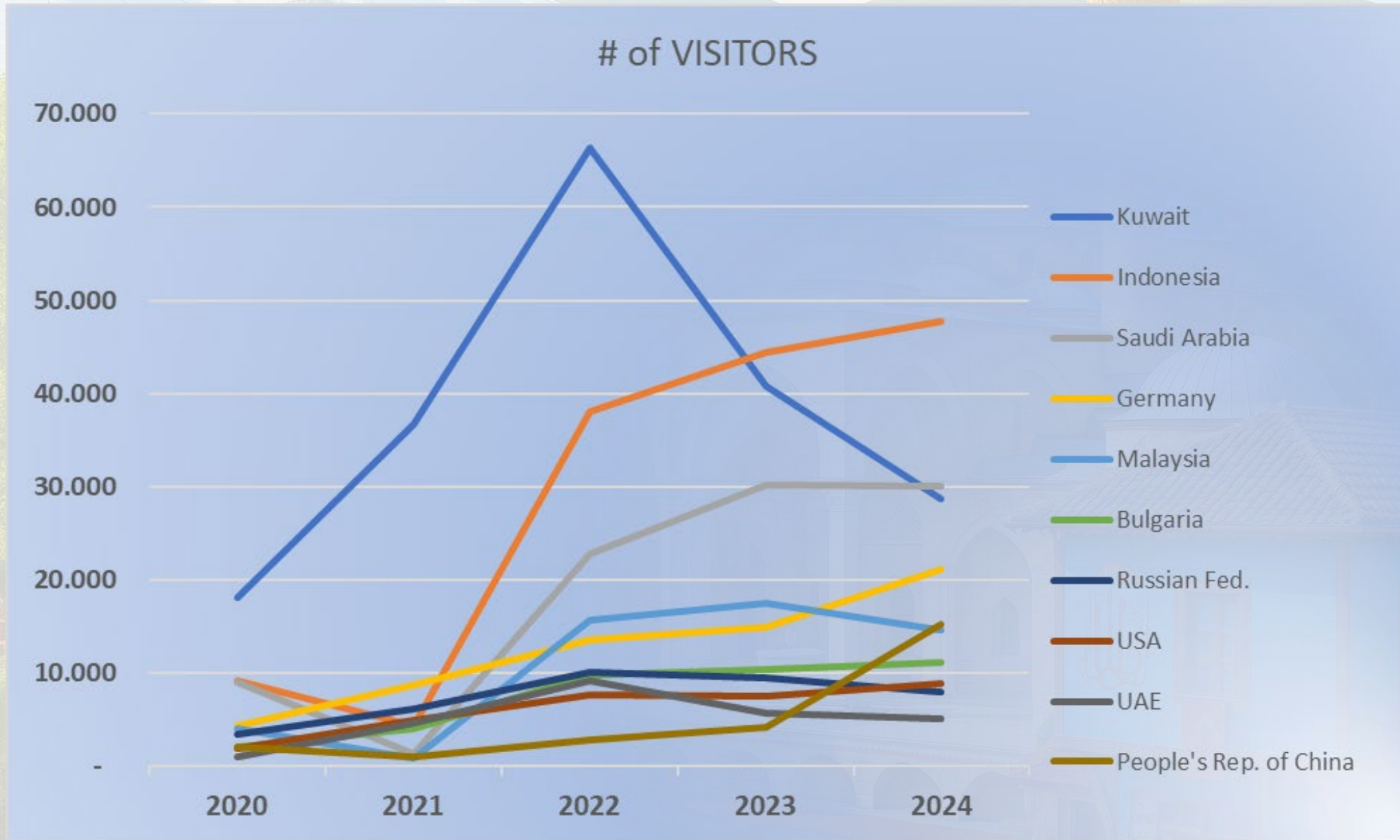
NO	COUNTRY	# of Arrlval	Overnight Stay	Average Stay Duration
1	Indonesia	47,807	51,331	1.07
2	Saudi Arabia	30,085	64,496	2.14
3	Kuwait	28,665	88,138	3.07
4	Germany	21,113	45,171	2.14
5	People's Republic of China	15,229	26,914	1.77
6	Malaysia	14,637	18,629	1.27
7	Bulgaria	11,213	18,829	1.68
8	United States of America	8,914	16,647	1.87
9	Japan	8,800	12,887	1.46
10	Poland	8,277	10,356	1.25

TOURISM OF BURSA WITH NUMBERS (MAY 2025)

	# of Arrlval	Overnight Stay	Average Stay Duration
DOMESTIC	579,991	973,031	1.68
FOREIGN	147,236	257,816	1.75
TOTAL	727,227	1,230,847	1.69


NO	COUNTRY	# of Arrlval	Overnight Stay	Average Stay Duration
1	Indonesia	22,315	25,627	1.15
2	Saudi Arabia	11,144	21,546	1.93
3	People's Republic of China	9,075	14,060	1.55
4	Germany	8,921	16,084	1.80
5	Malaysia	7,511	10,745	1.43
6	Kuwait	5,511	15,500	2.81
7	Japan	5,151	6,311	1.23
8	Bulgaria	4,403	7,615	1.73
9	South Korea	3,735	4,279	1.15
10	France	3,336	6,509	1.95

TOURISM OF BURSA WITH NUMBERS







HISTORICAL AND CULTURAL TOURISM IN BURSA



NATURE TOURISM IN BURSA



HEALTH TOURISM IN BURSA



GASTRONOMY TOURISM IN BURSA




WINTER TOURISM IN BURSA



DISTRICTS OF BURSA

BÜYÜKORHAN



DISTRICTS OF BURSA

GEMLİK



DISTRICTS OF BURSA GÜRSU



DISTRICTS OF BURSA

HARMANCIK



DISTRICTS OF BURSA

İNEGÖL



DISTRICTS OF BURSA

İZNİK



DISTRICTS OF BURSA

KARACABEY



DISTRICTS OF BURSA

KELES



DISTRICTS OF BURSA

KESTEL



DISTRICTS OF BURSA MUDANYA



DISTRICTS OF BURSA

MUSTAFAKEMALPAŞA




DISTRICTS OF BURSA

NİLÜFER



DISTRICTS OF BURSA ORHANELİ



DISTRICTS OF BURSA ORHANGAZI



DISTRICTS OF BURSA

OSMANGAZİ



DISTRICTS OF BURSA

YENİŞEHİR



DISTRICTS OF BURSA

YILDIRIM



TECHNICAL SPECIFICATIONS OF YENİŞEHİR AIRPORT

Name: Bursa Yenişehir Airport

ICAO Code: LTBR

IATA Code: YEI

Opened: 2000 (civilian air traffic), 2001 (international status)

Location: 45 km from Bursa city center, 10 km from Yenişehir district

Type: Civilian and military (shared use)

Altitude: 764 feet (233 meters)

Lighting Level: CAT II

RUNWAYS

Direction	Length(m)	Resistance	Surface Coating
07L/25R	2993x45m	PCN 110	Concrete
07R/25L	2993x30m	LCN 50	Concrete

APRON

Dimension	Coating	Resistance	Plane Capacity
472x120	Beton	PCN 92	



YENİŞEHİR AIRPORT TERMINAL

Terminal Capacity:

- Domestic and International Terminals: Total 5,600 m²
- Annual passenger capacity: 1.5–2.25 million passengers

Terminal Facilities:

- 7 check-in counters
- 4 passport control booths (for international flights)
- CIP Lounge and VIP service areas
- 152-space outdoor parking lot + 11 bus parking spaces

Apron Features:

- Apron parking capacity for 6 aircraft
 - Different apron areas:
 - Passenger aircraft apron
 - Cargo apron
 - Military apron
 - Pushback and follow-me services
-



YENİŞEHİR AIRPORT TERMINAL

CARGO AND LOGISTICS

Closed cargo area: 9,460 m²

Cold storage areas: 8 units — 115 m³ each

Bonded cargo terminal: Transport of food, industrial products, and livestock

Cargo apron area: Parking and loading/unloading of wide-body cargo aircraft

OPERATION AND TECHNICAL SUPPORT

Civil and Military Control Tower: 24-hour operation

AFIS and ATC services: Airport air traffic control and information services are active

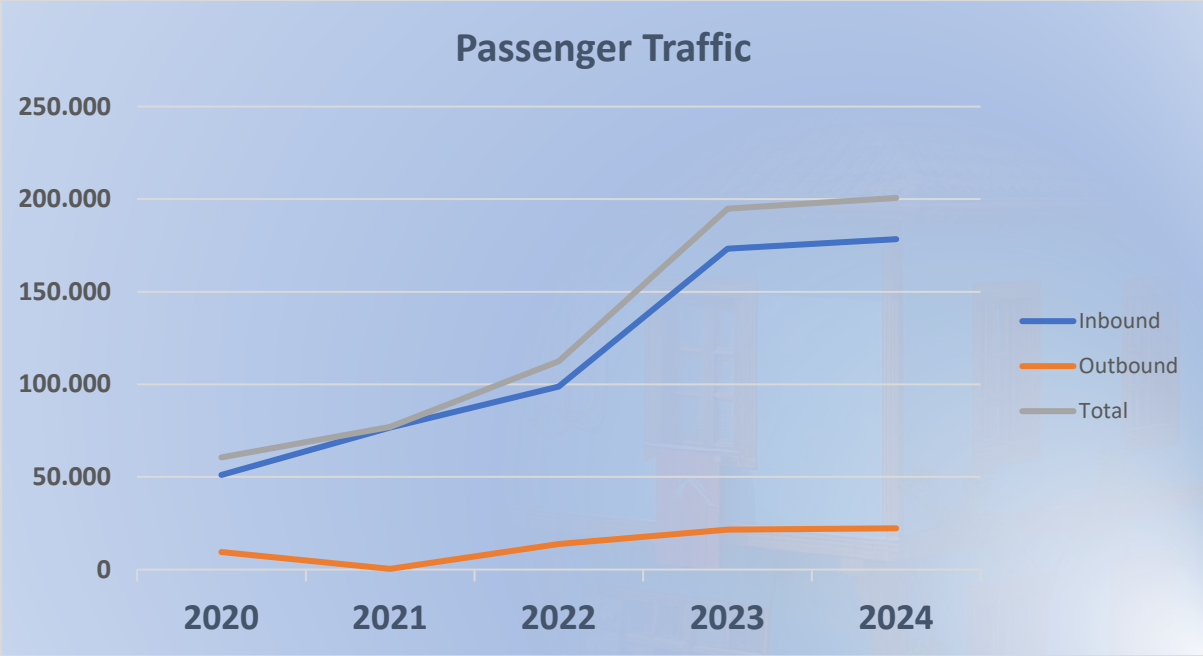
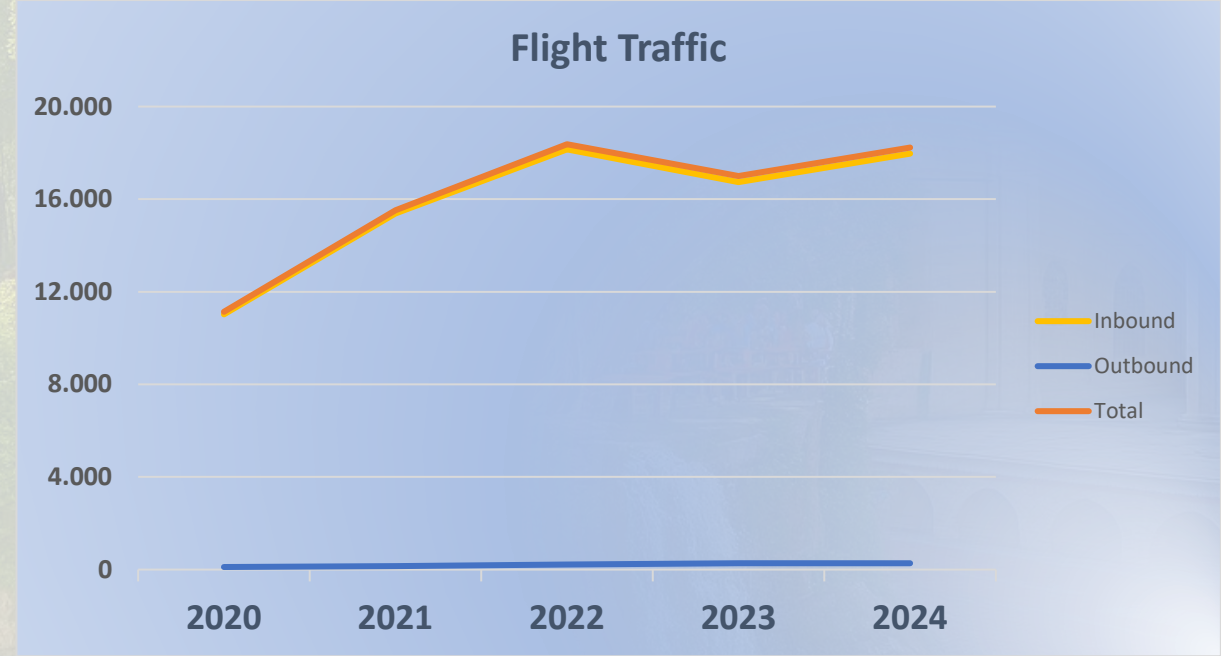
Search and Rescue Fire Unit (ARFF):

- ICAO Category 7 firefighting and emergency response capacity
- 3 fully equipped fire trucks

YENİŞEHİR AIRPORT TERMINAL

FLIGHT TRAFFIC

	2020			2021			2022			2023			2024		
	Inbound	Out-bound	Total	Inbound	Out-bound	Total	Inbound	Out-bound	Total	Inbound	Out-bound	Total	Inbound	Out-bound	Total
Aircraft Traffic	11,025	111	11,136	15,378	144	15,522	18,151	222	18,373	16,735	269	17,004	17,962	273	18,235
Commercial Aircraft Traffic	390	50	440	575	8	583	626	99	725	1,040	133	1,173	1,121	136	,,257
Passenger Traffic	51,092	9,479	60,571	76,733	381	77,114	98,735	13,729	112,464	173,289	21,621	194,910	178,401	22,286	200,687
Freight Traffic (Tonnes)	509	206	715	778	5	783	1,030	285	1,315	1,801	500	2,300	1,881	471	2,352
Cargo Traffic (Tonnes)							2	121	123	0,2	0	0,2	0,6	0	0,6





YENİŞEHİR AIRPORT TERMINAL STRENGTHS AND ADVANTAGES

STRENGTHS

- **Strategic Location and Logistical Advantages**
 - **Industrial and Export Strength**
 - **Yenişehir Airport's Technical Capacity**

ADVANTAGES

- **Increasing Cargo and Logistics Demand**
- **Tourism Diversity and Rising International Interest**
- **Integration into Regional Transportation Strategies**
 - **Potential of Surrounding Provinces**





THANKS FOR LISTENING